



- HIDE & HIDE MINI is a series of downlights available either recessed or trimless.
- It is available either round or square.
- It is adjustable and rotatable.
- It is available in standard or deep version offering extra visual comfort.
- Power consumption: varies from 3 to 18 watt.
- Beam angle: varies from 9 to 50 degrees.
- HIDE DEEP version is also available for LED lamps.
- Accessories available: honeycomb, linear spread lens, softening lens.
- Luminaire outer trim material: aluminium.
- Outer trim available in black or white as standard but custom colours also available upon request.
- 3 SDCM
- L90/B10 50000h
- Low UGR ensuring visual comfort (UGR<15 for DEEP version models).
- Selection of IP protection: either IP20 or IP54 (face only).

HIDE

RC Round



RC Square



RC Square Double



DEEP RC Round



DEEP RC Square



DEEP RC Square Double



HIDE MINI

RC Round



RC Square



DEEP RC Round



DEEP RC Square



HIDE





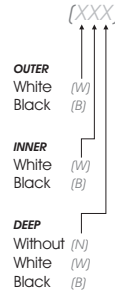
LD7, ST6, ST12, ST18, NB6, NB8, ZM6, ZM13



WD6, WD12, TW6, TW12



Name	Shape	Model Watt per LED	CCT	CRI80, CRI90 LED Source	Beam Angle	Luminaire Colour:	Dimming Option	Accessories
				80 (80) 90 (90)				
HIDE RC (HIDE RC)	Round (RD)	Low Depth 7W (LD7)	2700K (27C)	930lm	762lm	30° (30)	Without Driver (00) Non Dimmable (ND) Analogue (1-10V) (A1) DMX (DX) DALI (DL) Push Button (PB) Phase Cut (PC) Wireless*** (WL)	COVER Standard (000) Honeycomb (100) Linear Spread (200) Softening Lens (300)
			3000K (30C)	960lm	792lm	DEEP** 27° (27)		
HIDE RC DEEP (HIDE RC DEEP)	Square (SQ)	Standard 6.2W (ST6)	2700K (27C)	704lm	568lm	19° (19)		IP RATE IP20 (000) IP54 (001)
			3000K (30C)	713lm	608lm	DEEP** 50° (50)		
	Square Double* (SQD)	Standard 12.2W (ST12)	2700K (27C)	1590lm	1380lm	17° (17)		EXTRAS No Extras (000) Emergency Kit (001)
			3000K (30C)	1710lm	1485lm	DEEP** 30° (30)		
		Standard 18W (ST18)	2700K (27C)	2067lm	1794lm	45° (45)		
			3000K (30C)	2223lm	1931lm			
		Narrow Beam 6W (NB6)	2700K (27C)	616lm	497lm	90° (09)		
			3000K (30C)	616lm	532lm			
		Narrow Beam 8W (NB8)	2700K (27C)	792lm	639lm			
			3000K (30C)	792lm	684lm			
		Zoom 6.4W (ZM6)	2700K (27C)	704lm	568lm	22°-50° (2250)		
			3000K (30C)	713lm	608lm			
		Zoom 13W (ZM13)	2700K (27C)	1306lm	1098lm			
			3000K (30C)	1360lm	1150lm			
		Warm Dimming 0.2-6W (WD6)	1800K-3000K (1830B)	636lm	518lm	19° (19) 35° (35) 50° (50)	Analogue (1-10V) (A1) DALI (DL) Phase Cut (PC) Wireless*** (WL)	
			DEEP** 17° (17) 30° (30) 45° (45)					
		Warm Dimming 12W (WD12)	1800K-3000K (1830B)	1246lm	1045lm			
		Tunable White 5.9W (TW6)	2700K-5000K (2750B)	585lm	(both CCT's driven)		DALI (DL) Wireless*** (WL)	
		Tunable White 11.5W (TW12)	2700K-5000K (2750B)	987lm	(both CCT's driven)			



* HIDE Square Double option example: HIDE RC SQD-ST6-30C-35-WWW-00-000 will be with 2pcs from ST6 modules.

** Beam angle only for DEEP version.

*** The wireless dimming option includes driver and Bluetooth dimming accessory.

Ordering Code Example: HIDE RC-RD-ST18-30C-80-35-WWW-DL-100



HIDE MINI



Name	Shape	Model	CCT	CRI80, CRI90 LED Source	Beam Angle	Luminaire Colour:	Dimming Option	Accessories				
				80 (80) 90 (90)								
HIDE MINI RC <i>(HIDE MINI RC)</i>	Round <i>(RD)</i>	Standard 3W <i>(ST3)</i>	2700K <i>(27C)</i>	396lm	320lm	27° <i>(27)</i>	Without Driver <i>(00)</i> Non Dimmable <i>(ND)</i> Analogue (1-10V) <i>(A1)</i> DMX <i>(DX)</i> DALI <i>(DL)</i> Push Button <i>(PB)</i> Phase Cut <i>(PC)</i> Wireless*** <i>(WL)</i>	COVER Standard <i>(0:0)</i> Honeycomb <i>(1:0)</i> Linear Spread <i>(2:0)</i> Softening Lens <i>(3:0)</i>				
			3000K <i>(30C)</i>	396lm	342lm	35° <i>(35)</i>						
HIDE MINI RC DEEP <i>(HIDE MINI RC DEEP)</i>	Square <i>(SQ)</i>	Standard 4.3W <i>(ST4)</i>	4000K <i>(40C)</i>	428lm	369lm	47° <i>(47)</i>			OUTER White <i>(W)</i> Black <i>(B)</i>	INNER White <i>(W)</i> Black <i>(B)</i>		
			5000K <i>(50C)</i>	428lm	396lm							
		Narrow Beam 4W <i>(NB4)</i>	2700K <i>(27C)</i>	528lm	426lm	DEEP*					DEEP Without <i>(N)</i> White <i>(W)</i> Black <i>(B)</i>	IP RATE IP20 <i>(0:0)</i> IP54 <i>(1:1)</i>
	3000K <i>(30C)</i>		528lm	456lm	25° <i>(25)</i>							
	4000K <i>(40C)</i>		570lm	492lm	30° <i>(30)</i>							
			5000K <i>(50C)</i>	570lm	528lm	38° <i>(38)</i>						
						13° <i>(13)</i>						
			2700K <i>(27C)</i>	440lm	380lm							
			3000K <i>(30C)</i>	475lm	410lm							
			4000K <i>(40C)</i>	510lm	410lm							
			5000K <i>(50C)</i>	510lm	440lm							

*Beam angle only for DEEP version

** Inner Case applicable only for DEEP versions.

*** The wireless dimming option includes driver and Bluetooth dimming accessory.

Ordering Code Example:

HIDE MINI RC DEEP-RD-ST4-30C-80-38-WWWW-DL-100



ACR.067
Honeycomb
(as extra)



ACR.066
Linear Spread
(as extra)



ACR.065
Softening Lens
(as extra)



HIDE DEEP LL



Model	Shape	Luminaire Colour	Lamp Holder	Accessories
HIDE RC DEEP LL <i>(HIDE RC DEEP LL)</i>	Round <i>(RD)</i>	(XXX) OUTER White <i>(W)</i> Black <i>(B)</i>	GU10 (max 7.5W) (G1)	(XX) COVER Standard <i>(0:0)</i> Honeycomb <i>(1:0)</i> Linear Spread <i>(2:0)</i> Softening Lens <i>(3:0)</i>
	Square <i>(SQ)</i>			
	Square Double <i>(SQD)</i>	INNER White <i>(W)</i> Black <i>(B)</i>		IP RATE IP20 <i>(0:0)</i> IP54 <i>(1:1)</i>
		DEEP White <i>(W)</i> Black <i>(B)</i>		



Lamp
Not included

Ordering Code Example:

HIDE RC DEEP LL-RD-WWWW-G-1-10



ACR.056
Honeycomb
(as extra)

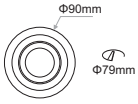


ACR.057
Linear Spread
(as extra)

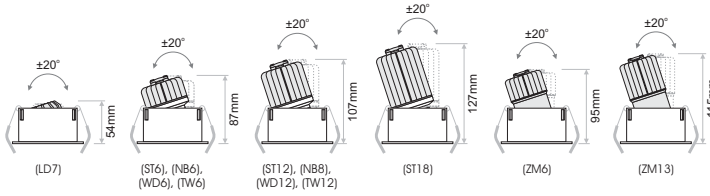


ACR.059
Softening Lens
(as extra)

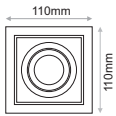
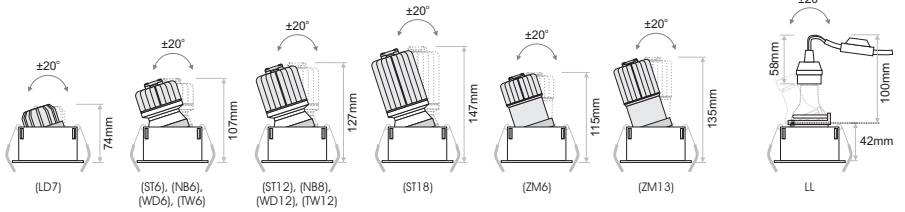
HIDE



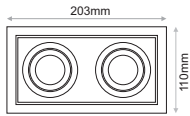
HIDE RC Round



HIDE DEEP RC Round



95x95mm



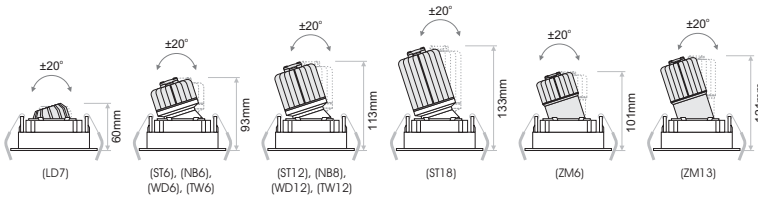
186x95mm



HIDE RC Square



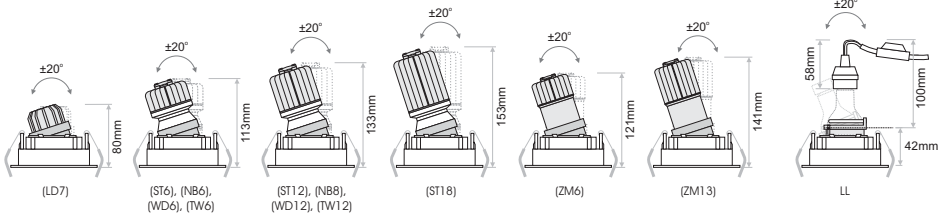
HIDE RC Square Double



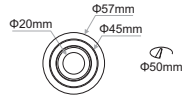
HIDE DEEP RC Square



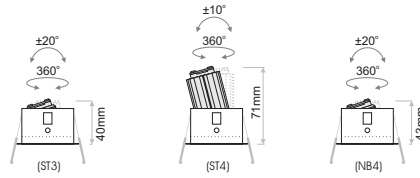
HIDE DEEP RC Square Double



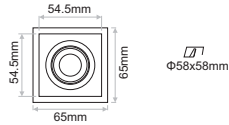
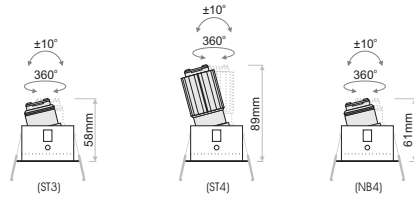
HIDE MINI



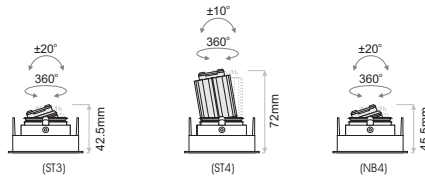
HIDE MINI RC Round



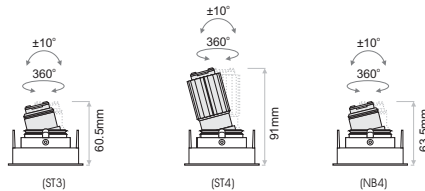
HIDE MINI DEEP RC Round



HIDE MINI RC Square



HIDE MINI DEEP RC Square

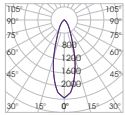


HIDE

LD7

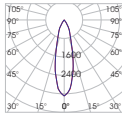
HIDE WH

30° LOR 0.64



HIDE DEEP WH

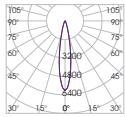
27° LOR 0.50



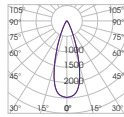
ST6/ ST12/ ST18/ WD6 /WD12 /TW6 /TW12

HIDE WH

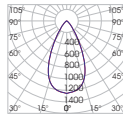
19° LOR 0.76



35° LOR 0.82

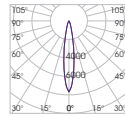


50° LOR 0.79

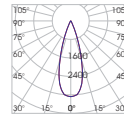


HIDE DEEP BL

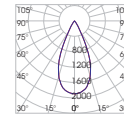
17° LOR 0.58



30° LOR 0.55



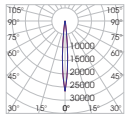
45° LOR 0.65



NB6/ NB8

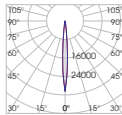
HIDE WH

9° LOR 0.78



HIDE DEEP WH

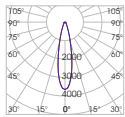
9° LOR 0.71



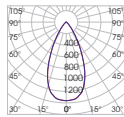
ZM6/ ZM13

HIDE WH

22° LOR 0.60

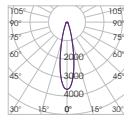


50° LOR 0.58

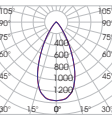


HIDE DEEP WH

22° LOR 0.51



50° LOR 0.50

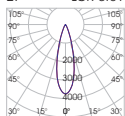


HIDE MINI

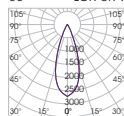
ST3 / ST4

HIDE WH

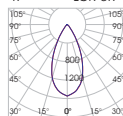
27° LOR 0.81



35° LOR 0.79

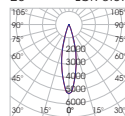


47° LOR 0.74

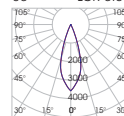


HIDE DEEP BL

25° LOR 0.57



30° LOR 0.61



38° LOR 0.52

